

Top 100
Global
Innovator
for 10 years

eXP2 Series

Human Machine Interface



LS ELECTRIC



eXP2-04
4.3"

eXP2-07
7"

Human Machine Interface new eXP2 Series

Performance Enhancement
(eXP → eXP2)



Project Downloading



Screen Change



Booting



Graphic Rendering

※ The above may vary depending on the conditions of use.



eXP2-10
10.1"



eXP2-05
5.6"

More Convenient Control

User-oriented interface, more powerful performance, fast screen changes and high levels of responsiveness.



Quick and Fast
Fast screen change & booting



Cortex A8
800MHz CPU



Communication Driver
Various comm. drivers (continuously being added)



Micro SD Card Support
Advanced model only for 7" & 10"



Compatibility
Compatible with eXP (panel cut, project file, etc.)



LCD Life Time
Increased by 2.5 times

Portrait Mode



- Vertical mounting is available
- Setting in XP-Builder: [COMMON]-[Project Property Setting]

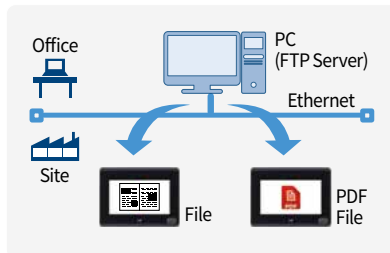
Item	eXP	eXP2
Vertical Mode	eXP20 Only	0
PDF Viewer	X	0
FTP Client	X	0
VNC Client	X	0

PDF Viewer



- PDF files can be displayed on XGT Panel.
- In the event of an alarm, the content of the alarm's trouble shooting can be checked on site as a PDF file.
- PDF files on an FTP server can be displayed using a PDF viewer object.

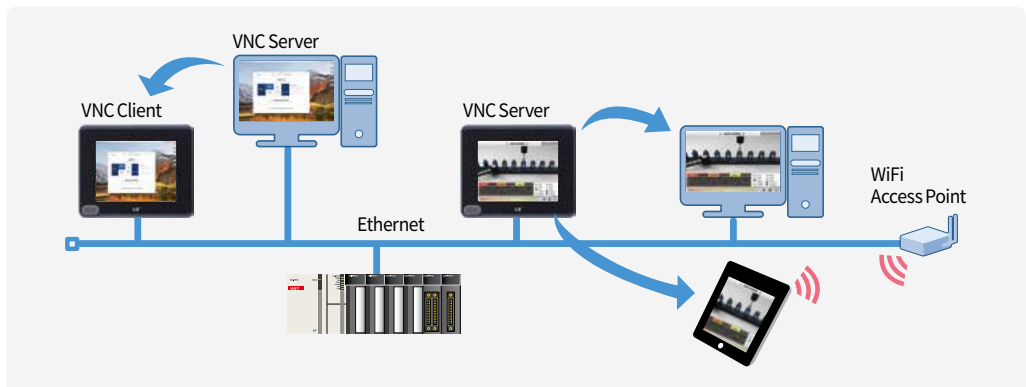
FTP Client



- FTP client is an object that can connect to the FTP server, display the list of files and directories on the FTP server, and download the selected file.
- PDF files on an FTP server can be displayed using a PDF viewer object.

VNC Viewer

- Remotely monitoring PC or HMI using VNC Viewer is available
 - Download VNC server to HMI using XP-Manager.
 - Install a universal VNC server on your PC.(Ultra VNC, Real VNC, etc.)
- Add 'VNC Viewer' object to the project screen.



Model Naming

eXP	2	04	0	0	D
①	②	③	④	⑤	⑥
① Series			④ OS Type		
efficient XGT Panel			0	WinCE 7.0 Core	
② Generation			1	WinCE 7.0 Pro	
2nd Generation			⑤ Communication/SD Memory		
③ LCD Size			0	Standard Model: RS-232C/RS-485/RS-422/Ethernet	
04	10.9cm (4.3")		1	Advanced Model: RS-232C/RS-485/RS-422/Ethernet/Micro SD ^{*1)}	
05	14.2cm (5.6")		2	Basic Model: RS-232C/RS-485/RS-422 ^{*2)}	
07	17.8cm (7")		⑥ Power		
10	25.5cm (10.1")		D	DC24V	

*1) Advanced Model: 7" and 10.1" only

*2) Basic Model: 5.6" and 7" only

Hardware Description



- ① Front Screen**
 - Analog Touch panel
- ② Power Status LED**
 - HMI status indication (On: Blue)
- ③ Panel Mounting Hole**
 - Mounting bracket

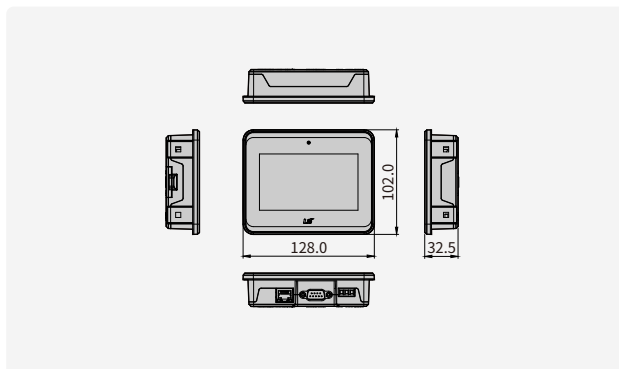
- ④ USB Device**
 - Logging/Recipe/Screen data backup
 - Download/Upload project
 - Upload project file
 - XGT Panel update
- ⑤ Micro SD Card**
 - Backup of data such as alarm/logging/recipe and storage of screen data
 - Send/Receive project data, Send XP-runtime
- ⑥ USB Host**
 - USB memory connection: same as Micro SD card
 - User interface connection: mouse, keyboard, etc.
 - Printer connection
 - * Rated 5VDC, 100mA (Typically)
- ⑦ Battery Cover**
 - Reset switch, Backup battery, Setting switch
 - * Please refer to user's manual.
- ⑧ Power Terminal**
 - Power input (24VDC) and FG
- ⑨ Ethernet Terminal**
 - Ethernet : 10Base-T/ 100Base-TX
 - 1) Send project data
 - 2) Receive backup data and project file
 - 3) Send XP-Runtime
 - 4) PLC/Control device communication
- ⑩ COM3 Connector**
 - RS-422/485: PLC or control device communication
- ⑪ COM1, COM2 Connector**
 - RS-485, RS-232C: PLC or control device communication



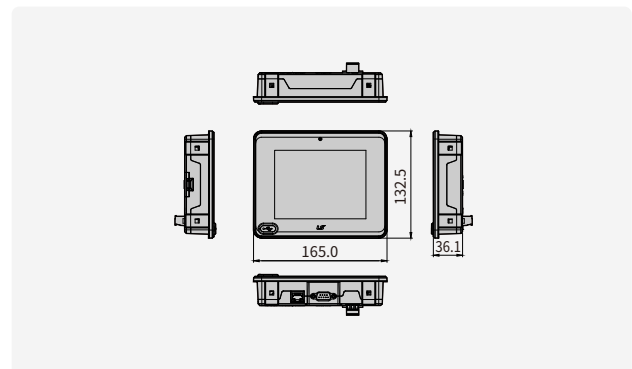
Item	eXP2-04□*0D	eXP2-05□*0D	eXP2-05□*2D
Display Type	TFT color LCD		
Screen Size	10.9cm (4.3")	14.2cm (5.6")	
Display Resolution	480 x 272 Pixel	640 x 480 Pixel	
Color Indication	24Bit Color (16.7M)	18Bit Color (65,536)	
Indication Degree	Left/Right: 60 deg. Upper: 40 deg. Lower: 50 deg.	Left/Right: 60 deg. Upper: 40 deg. Lower: 60 deg.	
Backlight	LED Type (Supports Backlight Auto-off Function)		
Backlight Duration	50,000 Hours	20,000 Hours	
Touch Panel	4-Wire Resistive, Analog		
Audio Output	Magnetic Buzzer (85dB)		
Process	800MHz		
Memory	Drawing Memory	64MB	
	Operating RAM	512MB	
	Backup RAM	128KB	
Backup Data	Date/Hour Data, Logging/Alarm/Recipe Data and Nonvolatile Device		
Battery Life	Approx. 3 years (Operating Ambient Temperature of 50°C)		
RTC	Time Error Approx. 3sec/day (Operating Ambient Temperature of 25°C)		
Ethernet	1 Channel, IEEE802.1a, 10Base-T/100Base-TX	-	
USB Host	1 Channel, USB 2.0 Host (Mouse, keyboard, printer, USB flash drive, etc.)		
USB Device	-	1 Channel, USB 2.0 Device (for Download and Upload Project)	
Micro SD Card	-	-	
RS-485, RS-232C	1 Channel, RS-232C (DSUB 9/Male Type)		
RS-422/485	1 Channel, RS-422/485 (DSUB 9/Male Type)		
Multi-language	Up to 12 Language Simultaneously		
Animation	GIF Format is Available		
Recipe	Available		
Data Logging	Available		
Script Executor	Available		
Certifications	CE, UL(cUL), KC		
Protection Standard	IP65		
Dimension (mm)	128 x 102 x 32.5	165 x 132.5 x 36.1	
Panel Cut (mm)	119 x 93	156 x 123.5	
Rated Voltage	DC24V		
Power Consumption (W)	4	5.5	5.5
Weight (kg)	0.27	0.43	0.43

□*: 0 (WinCE 7.0 Core), 1 (WinCE 7.0 Pro)

eXP2-04 (4.3")



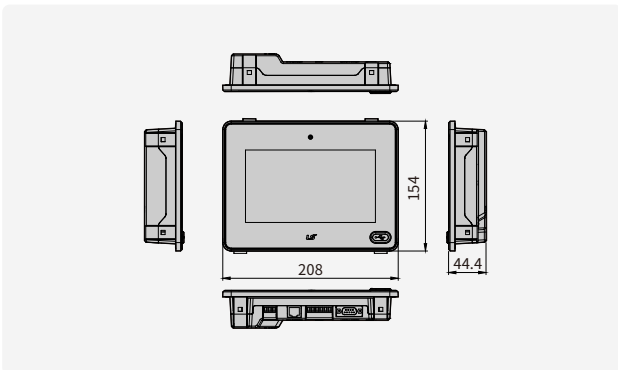
eXP2-05 (5.6")



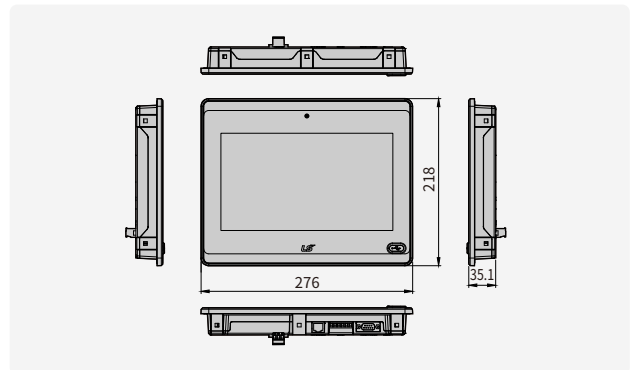


eXP2-07□*0D	eXP2-07□*1D	eXP2-07□*2D	eXP2-10□*0D	eXP2-10□*1D
	TFT Color LCD			TFT Color LCD
	17.8cm (7")			25.9cm (10.1")
	800 x 480			1024 x 600
	24Bit Color (16.7M)			24Bit Color (16.7M)
	Left/Right: 70 deg. Upper: 50 deg. Lower: 70 deg.			Left/Right: 70 deg. Upper: 50 deg. Lower: 70 deg.
	LED Type (Supports Backlight Auto-off Function)			LED Type (Supports Backlight Auto-off Function)
	50,000 Hours			30,000 Hours
	4-Wire Resistive, Analog			4-Wire Resistive, Analog
	Magnetic Buzzer (85dB)			Magnetic Buzzer (85dB)
	800MHz			800MHz
	64MB			64MB
	512MB			512MB
	128KB			128KB
	Date/Hour Data, Logging/Alarm/Recipe Data and Nonvolatile Device Approx. 3 years (Operating Ambient Temperature of 25°C)			Date/Hour Data, Logging/Alarm/Recipe Data and Nonvolatile Device Approx. 3 years (Operating Ambient Temperature of 50°C)
	Time Error Approx. 3sec/day (Operating Ambient Temperature of 25°C)			Time Error Approx. 3sec/day (Operating Ambient Temperature of 25°C)
	1 Channel, IEEE802.1a, 10Base-T/100Base-TX	-		1 Channel, IEEE802.1a, 10Base-T/100Base-TX
	1 Channel, USB 2.0 Host (Mouse, keyboard, printer, USB flash drive, etc.)			1 Channel, USB 2.0 Host (Mouse, keyboard, printer, USB flash drive, etc.)
	1 Channel, USB 2.0 Device (for Download and Upload Project File)			1 Channel, USB 2.0 Device (for Download and Upload Project File)
	-	1 Channel SDHC Class10		1 Channel SDHC Class10
	2 Channels, RS-485, RS-232C (DSUB 9/Male Type)			2 Channels, RS-485, RS-232C (DSUB 9/Male Type)
	1 Channel, RS-422/485 Mode (Terminal Type)			1 Channel, RS-422/485 Mode (Terminal Type)
	Up to 12 Language Simultaneously			Up to 12 Language Simultaneously
	GIF Format is Available			GIF Format is Available
	Available			Available
	Available			Available
	Available			Available
	CE, UL(cUL), KC			CE, UL(cUL), KC
	IP65			IP65
	208 x 154 x 44.4			276 x 218 x 35.1
	192 x 138			260 x 202
	DC24V			DC24V
	6			6
0.59	0.59	0.58	1.0	1.0

eXP2-07 (7")



eXP2-10 (10.1")





Safety Instructions

- For your safety, please read user's manual thoroughly before operating.
- Contact the nearest authorized service facility for examination, repair, or adjustment.
- Please contact qualified service technician when you need maintenance. Do not disassemble or repair by yourself!
- Any maintenance and inspection shall be performed by the personnel having expertise concerned.



- According to The WEEE Directive, please do not discard the device with your household waste.



www.ls-electric.com

■ Headquarter

LS-ro 127(Hogye-dong) Dongan-gu, Anyang-si, Gyeonggi-Do, 14119, Korea

■ Seoul Office

LS Yongsan Tower, 92, Hangang-daero, Yongsan-gu, Seoul, 04386, Korea
Tel: 82-2-2034-4033, 4888, 4703 Fax: 82-2-2034-4588
E-mail: automation@ls-electric.com

■ Overseas Subsidiaries

- **LS ELECTRIC Japan Co., Ltd. (Tokyo, Japan)**
Tel: 81-3-6268-8241 E-Mail: japan@ls-electric.com
- **LS ELECTRIC (Dalian) Co., Ltd. (Dalian, China)**
Tel: 86-411-8730-6495 E-Mail: china.dalian@lselectric.com.cn
- **LS ELECTRIC (Wuxi) Co., Ltd. (Wuxi, China)**
Tel: 86-510-6851-6666 E-Mail: china.wuxi@lselectric.com.cn
- **LS ELECTRIC Middle East FZE (Dubai, U.A.E.)**
Tel: 971-4-886-5360 E-Mail: middleeast@ls-electric.com
- **LS ELECTRIC Europe B.V. (Hoofddorp, Netherlands)**
Tel: 31-20-654-1424 E-Mail: europartner@ls-electric.com
- **LS ELECTRIC America Inc. (Chicago, USA)**
Tel: 1-800-891-2941 E-Mail: sales.us@lselectricamerica.com
- **LS ELECTRIC Turkey Co., Ltd.**
Tel: 90-212-806-1225 E-Mail: turkey@ls-electric.com

■ Overseas Branches

- **LS ELECTRIC Tokyo Office (Japan)**
Tel: 81-3-6268-8241 E-Mail: tokyo@ls-electric.com
- **LS ELECTRIC Beijing Office (China)**
Tel: 86-10-5095-1631 E-Mail: china.auto@lselectric.com.cn
- **LS ELECTRIC Shanghai Office (China)**
Tel: 86-21-5237-9977 E-Mail: china.auto@lselectric.com.cn
- **LS ELECTRIC Guangzhou Office (China)**
Tel: 86-20-3818-2883 E-Mail: china.auto@lselectric.com.cn
- **LS ELECTRIC Chengdu Office (China)**
Tel: 86-28-8670-3201 E-Mail: china.auto@lselectric.com.cn
- **LS ELECTRIC Qingdao Office (China)**
Tel: 86-532-8501-2065 E-Mail: china.auto@lselectric.com.cn
- **LS ELECTRIC Nanjing Office (China)**
Tel: 86-25-8467-0005 E-Mail: china.auto@lselectric.com.cn
- **LS ELECTRIC Bangkok Office (Thailand)**
Tel: 66-90-950-9683 E-Mail: thailand@ls-electric.com
- **LS ELECTRIC Jakarta Office (Indonesia)**
Tel: 62-21-2933-7614 E-Mail: indonesia@ls-electric.com
- **LS ELECTRIC Moscow Office (Russia)**
Tel: 7-499-682-6130 E-Mail: info@lselectric-ru.com
- **LS ELECTRIC America Western Office (Irvine, USA)**
Tel: 1-949-333-3140 E-Mail: america@ls-electric.com