

Category

induction displacement volume linear sensor

Outward appearance code

XM18

XM24

XM30

Outline and dimensions



Detectable object

Metal

Metal

Metal

Detection distance

Flush type: 5mm

Non-flush: 8mm

Flush: 10mm

Non-flush: 15mm

Flush: 15mm

Non-flush: 20mm

Model available

Current type

XM18-3005PMI

XM18-3008PMI

XM24-308PMI

XM24-3010PMI

XM30-3015PMI

XM30-3020PMI

Voltage type

XM18-3005PMU

XM18-3008PMU

XM24-308PMU

XM24-3010PMU

XM30-3015PMU

XM30-3020PMU

Voltage range

15~30VDC

Consumption

at the time of detection

≤200mA~<4mA

at the time of non-detection

≤20mA

Loading resistance

Current type

0~300 Ω

Voltage type

≥2.2K Ω

Output

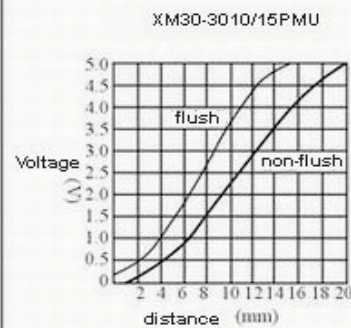
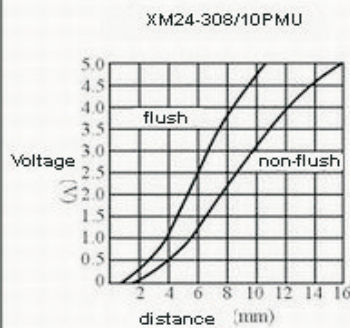
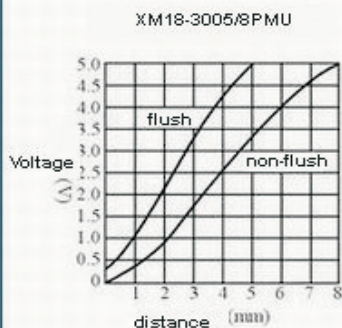
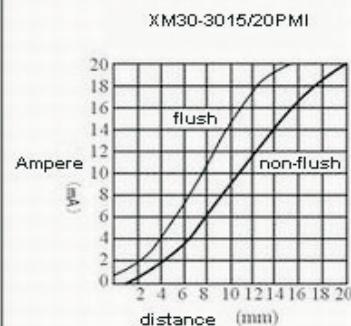
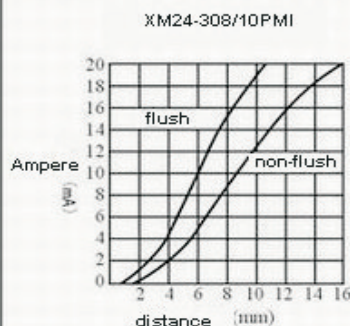
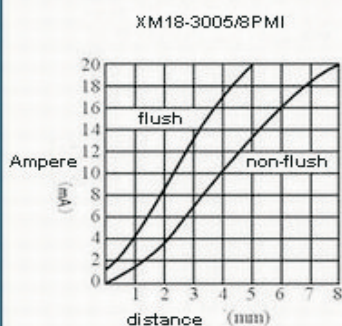
Current type

4~20mA

Voltage type

0-5V

Output characteristic diagram



Allowable voltage undulation

≤5%

Output signal

PNP PNP imitation

Linear error

±5%

Ambient temperature

-10°C~++70°C

Shell material

Plastic, Metal

Protection grade

Ip65