

Proximity Sensors Capacitive Thermoplastic Polyester Types VC11RT, VC12RT, VC12RN

CARLO GAVAZZI



- Capacitive level sensor for solid, fluid or granulated substances
- Adjustable sensing distance: 4-12 mm
- VC11/12RT: With adjustable time delay
- VC12RN: Without time delay

Product Description

Capacitive sensor in thermoplastic polyester for mounting in PG 36 screw gland. Available with adjustable sensing distance and with/without built-in time delay

(ON or OFF delay). The relay output ensures that the load can be driven directly. Excellent for use in the agriculture area (detection of grains, fluids etc.).

Ordering Key

VC11RT12010M

Type _____
Time delay _____
Voltage _____
Time _____

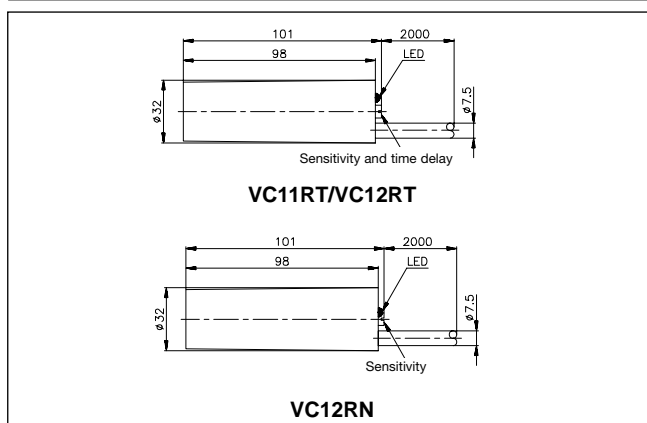
Type Selection

Supply voltage	Ordering no. With ON delay	Ordering no. With OFF delay	Ordering no. Without time delay
120 VAC	VC 11RT12010M	VC 12RT12010M	VC 12RN120
230 VAC	VC 11RT23010M	VC 12RT23010M	VC 12RN230
24 VAC/DC	VC 11RT92410M	VC 12RT92410M	VC 12RN924

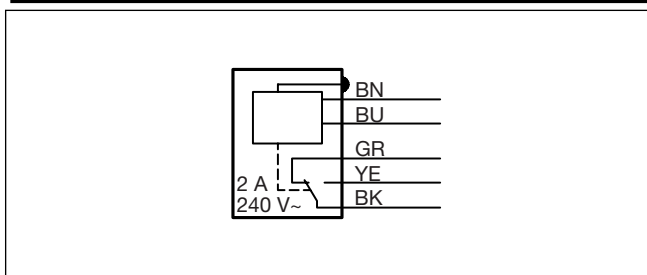
Specifications

Rated operational voltage	
120	120 VAC, 47-63 Hz
230	230 VAC, 47-63 Hz
924	24 VAC/DC, 47-63 Hz (VAC)
Consumption	Max. 1,5 W
Sensing distance	4-12 mm, adjustable
Hysteresis	1,5 mm at 7 mm sensing dist.
Operating frequency	1 Hz
Output	Relay SPDT, 2 A/240 VAC
Indication for output ON	LED, yellow
Time delay	
VC11/12RT	1 s - 10 m
Environment	
Degree of protection	IP 67
Operating temperature	-20° to +70°C (-4° to +158°F)
Storage temperature	-40° to +85°C (-40° to +185°F)
Housing material	Thermoplastic polyester
Cable	PVC, 2 m
Approvals	CSA (only with OFF delay)
CE-marking	Yes

Dimensions



Wiring Diagram



Mode of Operation

VC12RN (See operation diagram). Power supply is applied to the sensor (brown and blue cables). The relay operates (connection between black and yellow cables) and remains ON until the sensor is activated. After activation of the sensor the

relay releases (connection between black and grey cables.)

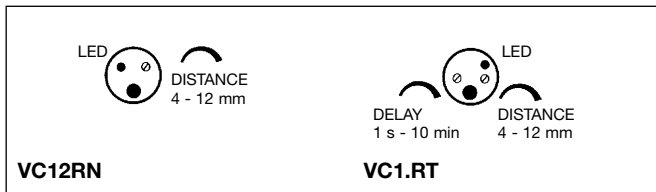
VC12RT (See operation diagram). Power supply is applied to the sensor (brown and blue cables) and time measurement starts. When the set time has expired (0-10 min.) the relay operates (connection between black and yellow cable) and

remains connected until the sensor is activated. After activation of the sensor the relay releases (connection between black and grey cable). As soon as the sensor is unactivated again the time measurements of the set time starts.

VC11RT (See operation diagram). Power supply is applied to the sensor (brown and blue cables). When sensor is not activated, the relay operates (connection between black and yellow cables) and LED lights. When sensor is activated the

time measurement starts and LED flashes. After expiration of the set time (0-10 min.), the relay releases (connection between black and grey cables) and LED turns off. The relay remains released until sensor is activated again.


Adjustment



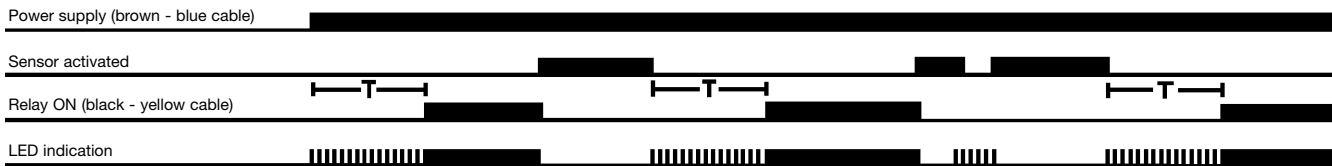
Operation Diagrams



VC12RN

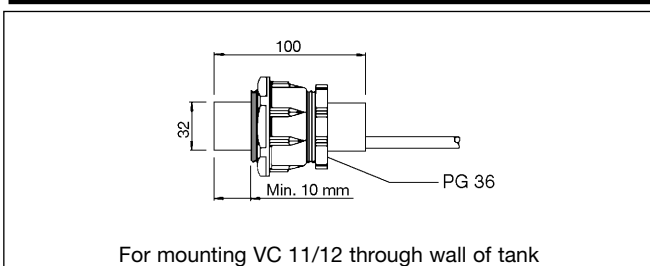


VC11RT



VC12RT

Installation Hint



Delivery Contents

- Capacitive switch: VC11/12
- Screwdriver
- **Packaging:** Plastic bag
- User manual